



Affinity
by moores



your long term partner

With over 70 years' experience in furniture manufacturing, Moore's have built a reputation for quality craftsmanship coupled with value for money.

As a UK manufacturer, which produces both the cabinets and frontages in-house, we are able to ensure high-quality production and an uninterrupted, managed supply chain. Our heritage, marketplace experience and commitment to producing quality-assured products with unrivalled whole-life costs, makes Moore's the ideal kitchen manufacturer.

Proudly manufactured in Great Britain



Contents

What's New?	4	
Minoco	8	Kitchen ranges
Albury	10	
Vita	12	
Porto	14	
Alto	16	
Elise	18	
Jazz	20	
Valente	22	
Portland	24	
Eaton	26	
Hampton	28	
Linton	30	
Bremont	32	
Door selector	36	
Handles	38	
Worktops	42	Finishing touches
Lighting	44	
Sinks	46	
Taps	48	
Storage solutions	50	
Accessories	52	
Appliances	56	
M1 Cabinet Specification	58	Technical information
M1 Cabinet & Handle Selector	59	
M3 Cabinet Specification	60	
M3 Cabinet & Handle Selector	61	
Sustainability	62	
Moore's for every home	63	

What's new

Kitchen ranges

We have expanded the colour choice of our kitchens ranges to include on trend grey tones and woodgrains, including the popular Bremont and Jazz ranges.



Silver Oak



Brown Sawcut Oak



Updated recycling bin colours - see page 59



New M3 18mm Cabinet

Our M3 cabinet is now available in a range of colours that will complement and coordinate with your door of choice.



Cool White



Smooth Ivory



Haze



Warm Grey



Modern Oak



Country Oak



Replacement end panels

All Affinity M3 kitchens are now available with optional replacement end panels that coordinate with the door finish. Popular finishes such as gloss white, gloss grey, gloss ivory and driftwood can now have a fully coordinated look. The panels are factory fitted to replace the standard cabinet panel, which provides a totally seamless appearance. Replacement end panels are available for wall units, larger units and appliance housings.




Kitchen
Ranges

Minoco

Kitchen shown:
Warm Grey

Colours available:



Create this look:



Albury



Kitchen shown:

Driftwood

Colours available:

Modern Oak


Driftwood



Create this look:

Tippo Grey

worksurface



F1J handles

(160mm drill centres)



Kitchen shown:
Vita Breeze

Colours available:

Natural Oak



Walnut



Country Oak



Warm Grey



Breeze



Cool White



Light Teal



Dust



Haze



Onyx



Create this look:

Terrazzo White
worksurface



F1W handles
(128mm drill centres)





Porto

Kitchen shown:

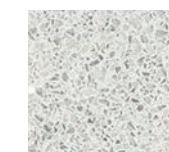
Cool White, with Albury Modern Oak

Colours available:



Create this look:

Terrazzo White worksurface F1J handles
(160mm drill centres)



Alto

Kitchen shown:
Gloss White

Colours available:



Create this look:
EH4 handles
(160mm drill centres)






Elise

Kitchen shown:
White

Colours available:
White



Create this look:

Oak Block
worksurface




F1J handles
(160mm drill centres)



Jazz

Kitchen shown:
Jazz Natural Oak

Colours available:



Create this look:
F2B handles
(128mm drill centres)







The worktop shown in this kitchen has been discontinued



Valente

Kitchen shown:
Haze

Colours available:

Cream	Haze
	
Country Oak	Natural Oak
	

Create this look:

Grey Pine worksurface	F1D handles (160mm drill centres)
	

Portland


Kitchen shown:
White

Colours available:



Create this look:

Tippo Grey
worksurface E94 handles
(128mm drill centres)





Eaton

Kitchen shown:

Ivory

Colours available:

Ivory



Breeze




Warm Grey



Create this look:

Oak Block
worksurface



E64 handles
(128mm drill centres)



Hampton

Kitchen shown:

Ivory

Colours available:

Ivory



Create this look:

Limestone
worksurface



E94 handles
(128mm drill centres)





Linton

Kitchen shown:
Linton Natural Oak

Colours available:

Natural Oak Country Oak




White Haze



Create this look:

Limestone E79 handles
worksurface (160mm drill centres)



Bremont

Kitchen shown:
Silver Oak

Colours available:

Silver Oak Brown Sawcut Oak



Create this look:

Silestone Lyra
worksurface F2I handles
(160mm drill centres)



Bremont

Kitchen shown:

Brown Sawcut

Colours available:

Silver Oak




Brown Sawcut Oak



Create this look:

Silestone Lyra
worksurface





F2G handles
(160mm drill centres)





Door selector


Of everything you choose for your kitchen, the door style and colour has the biggest impact - and is therefore arguably the biggest decision. Here's an easy reference guide for all the doors featured in the Affinity brochure.


Albury
Modern Oak



Albury
Driftwood



Alto
Gloss White



Alto
Matt Cool White



Alto
Matt Onyx



Bremont
Silver Oak



Bremont
Brown Sawcut Oak



Porto
Natural Oak



Porto
Walnut



Porto
Country Oak



Porto
Warm Grey



Porto
Breeze


Porto
Cool White


Porto
Light Teal


Porto
Dust


Porto
Haze


Porto
Onyx



Eaton
Ivory



Eaton
Breeze



Eaton
Warm Grey



Elise
White



Hampton
Ivory



Jazz
Natural Oak



Jazz
Walnut



Jazz
Country Oak



Jazz
Cool White



Jazz
Haze



Portland
White



Portland
Mussel


Portland
Breeze


Valente
Cream


Valente
Country Oak


Valente
Natural Oak


Valente
Haze


Linton
Natural Oak


Linton
Country Oak


Linton
Haze



Linton
White



Minoco
White



Minoco
Ivory



Minoco
Warm Grey



Minoco
Haze



Vita
Natural Oak



Vita
Country Oak



Vita
Walnut



Vita
Cool White



Vita
Warm Grey


Vita
Breeze


Vita
Light Teal


Vita
Dust


Vita
Haze


Vita
Onyx


Handles

After choosing cabinet frontage, selecting a door handle style will complete your chosen look. Please refer to page 59 to check the compatibility of handles with doors, and note that drawer and dishwasher handles are always installed horizontal.

160mm drill centres
Horizontal Code: EH4
Vertical Code: F2K



128mm drill centres
Vertical Code: E64



128 mm drill centres
Vertical Code: E78



128mm drill centres
Vertical Code: F96



128mm drill centres
Vertical Code: E94



224mm drill centres
Vertical Code: F1F



160mm drill centres
Horizontal Code: F1G
Vertical Code: E79



160mm drill centres
Horizontal Code: F1J
Vertical Code: F1D



128mm drill centres
Vertical Code: F1V



128mm drill centres
Vertical Code: F1W



160mm drill centres
Horizontal Code: F2A
Vertical Code: F89



128mm drill centres
Vertical Code: F2B



128mm drill centres
Vertical Code: F2C



160mm drill centres
Horizontal Code: F2G
Vertical Code: F2L



160mm drill centres
Horizontal Code: F2U
Vertical Code: F2W



160mm drill centres
Horizontal Code: F2H
Vertical Code: F2M



160mm drill centres
Horizontal Code: F2I
Vertical Code: F2N



160mm drill centres
Horizontal Code: F2T
Vertical Code: F2V



128mm drill centres
Vertical Code: F2R



160mm drill centres
Vertical Code: F2S






Finishing
touches

Worktops 40mm postformed

40mm laminate worktop finishes available 3mm radius postformed edges






Worktops 40mm square edged

40mm laminate worktop finishes available with matching ABS edging





Duropol postformed laminate worktop availability

Worktop	Caldera	Classic Marble	Grey Concrete	Grey Pine	Grey Quartz	Limed Wenge	Limestone	Natural Terrazzo	Oak Block	Planked Oak	Terrazzo Grey	Terrazzo White	Tippo Grey	Tippo White	White Concrete	White Marble
40mm postformed	•	•	•	•	•	•	•	•	•	•	•	•	•	•	•	•
Breakfast Bar																
670mm width double postformed	•	•	•	•	•	•	•	•	•	•	•	•	•	•	•	•
900mm width double postformed	•	•	•	•	•	•	•	•	•	•	•	•	•	•	•	•

Duropol square edged laminate worktop availability

Worktop	Limed Wenge	Planked Oak	Terrazzo Grey	Terrazzo White	Tippo Grey	Tippo White
40mm square edge	•	•	•	•	•	•

Lighting

Under cabinet and plinth lighting



natural white

LED Trilight
Lights per converter: 1-5
Order code: 2103 97



natural white

LED Designer Trilight
Lights per converter: 1-5
Order code: 2103 99



2m flexible LED strip
2 x 1m strip and 1 x convertor
Order codes:
4001 24 (2m CW inc. convertor)
4001 60 (2m WW inc. convertor)
4001 82 (2m NW inc. convertor)
2104 20 (Additional 1m CW strip)
2104 21 (Additional 1m WW strip)
4001 86 (Additional 1m NW strip)



5m flexible LED strip
5 x 1m strip and 1 x convertor
Order codes:
4001 25 (5m CW inc. convertor)
4001 61 (5m WW inc. convertor)
4001 83 (5m NW inc. convertor)
2104 20 (Additional 1m CW strip)
2104 21 (Additional 1m WW strip)
4001 86 (Additional 1m NW strip)



natural white

LED surface/recessed
Lights per converter: 1-5
Order code: 2103 98



natural white

Surface mounted slim light with infrared sensor
Lights per converter: 1-5
Order code: 4001 78



1m/5m link cable
Order codes:
2104 23 (1m)
2104 19 (5m)



Short distribution lead
Order code: 2104 22



Y splitter
Order code: 2104 18



LED Converter
This converter is for use with under cabinet lights and not with the strip lights.
Order code: 4001 33




natural white

Round LED plinth light
Includes 4 lights and 1 converter
Order code: 4001 90



1m recessed aluminium channel diffuser
Order code: 2104 16



2m surface mounted aluminium channel diffuser
Order code: 2104 17



Angled extrusion inc. diffuser end caps
Order codes:
4001 84 (1m)
4001 85 (2m)

LED strip light channels/diffusers

Sinks



184S
Stainless steel single bowl sink & drainer – reversible
Minimum base unit size: 500mm
Order code: 801 16



195
British Standard 1244 stainless steel single bowl sink and drainer with two tap holes – left or right handed
Minimum base unit size: 500mm
Order codes: 815 88 (left hand drainer)
815 89 (right hand drainer)



Athena 1.0
Stainless steel single bowl sink and drainer - reversible
Minimum base unit size: 500mm
Order code: 815 24



Athena 1.5
Stainless steel 1.5 bowl sink and drainer - reversible
Minimum base unit size: 600mm
Order code: 814 46



Athena 2.0
Stainless steel 2.0 bowl sink and drainer - reversible
Minimum base unit size: 800mm
Order code: 815 34



195C
Stainless steel 1.5 bowl sink & drainer – reversible
Minimum base unit size: 600mm
Order code: 811 33



195S
Stainless steel single bowl sink & drainer – reversible
Minimum base unit size: 500mm
Order codes: 811 35



Seattle 1.0
Stainless steel single bowl sink & drainer - reversible
Minimum base unit size: 500mm
Order Code: 813 91



Seattle 1.5
Stainless steel 1.5 bowl sink & drainer - reversible
Minimum base unit size: 600mm
Order Code: 813 92



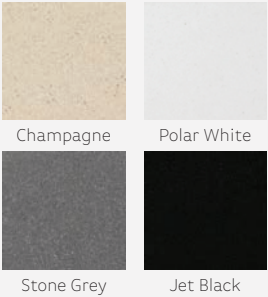
Single Tap Hole Sink
British standard 1244 stainless steel sink and drainer with single tap hole
Order codes: 815 25 (left hand drainer)
815 26 (right hand drainer)




TS9855
Stainless steel 1.5 bowl sink & drainer – reversible
Minimum base unit size: 600mm
Order code: 801 40



Debut 1.0
Granite 1.0 bowl sink and drainer - reversible
Minimum base unit size: 500mm
Order codes: 814 67 (Champagne) 814 66 (Polar White)
814 68 (Stone Grey) 814 65 (Jet Black)



Debut 1.5
Granite 1.5 bowl sink and drainer - reversible
Minimum base unit size: 600mm
Order codes: 815 36 (Champagne) 815 37 (Polar White)
815 38 (Stone Grey) 815 39 (Jet Black)



Aurora
Stainless steel single bowl sink & drainer - reversible
Minimum base unit size: 500mm
Order code: 814 35



SR Mini
Stainless steel single bowl sink & drainer - reversible
Minimum base unit size: 500mm
Order code: 814 36



Shallow Bowl
Stainless steel single bowl - sink shallow bowl - 100mm
Minimum base unit size: 500mm
Order code: 807 07



Zeta 1.0
Stainless steel undermount sink
Minimum base unit size: 500mm
Order Code: 814 71



Zeta 1.5
Stainless steel undermount sink - reversible
Minimum base unit size: 600mm
Order Code: 814 72

Taps



Artisan with Filter
Chrome mixer tap
Tap Height: 385mm
Order Code: 805 68



Artisan
Chrome mixer tap
Tap Height: 385mm
Order Code: 805 67



Caramel
Chrome mixer tap
Tap Height: 340mm
Order Code: 806 53



Monza
Quarter turn tap
Tap Height: 340mm
Order code: 803 52



Monza (Brushed)
Quarter turn tap
Tap Height: 340mm
Order code: 806 57



Monobloc Mixer
Quarter turn mixer tap
Tap Height: 240mm
Order code: 803 31



Vegas
Fountain spout mixertap
Tap Height: 225mm
Order code: 803 40



Savoy*
Chrome mixer tap
Tap Height: 384mm
Order code: 806 06



Prism*
Chrome mixer tap
Tap Height: 365mm
Order Code: 805 59



Utility
Chrome utility lever sink mixer tap
Tap Height: 380mm
Order code: 805 56



Sentinel
Chrome mixer tap
Tap Height: 375mm
Order code: 805 60



Deck Mixer Tap
Deck mixer tap
Tap Height: 225mm
Order code: 803 21



Deck Mixer Tap*
Deck mixer tap
Tap Height: 224mm
Order code: 803 87



Manhattan*
Chrome, quarter turn mixer tap
Tap Height: 250mm
Order code: 803 03



Java
Chrome, single lever mixertap
Tap Height: 180mm
Order code: 803 09



Pillar Lever Taps (pair)
Three quarter turn pillar lever taps
Tap Height: 165mm
Order code: 803 08



Utility (pair)
Chrome, high neck lever taps
Tap Height: 160mm
Order code: 805 55

Flow limiters for taps and mixers

Not suitable for the taps marked with an *

Flow limiters can be used with appropriate products to improve water efficiency and can assist with meeting the requirements of Part G of the Building Regulations and the code for Sustainable Homes.

- Tap tail type flow limiters are suitable for most Bristan basin, pillar taps, basin and sink mixers
- Operating pressure range – Min. 1.0 bar Max. 5.0 bar
- All flow limiters accurate +/- 10%
- Flow limiting flow straighteners aerates the water for a softer non-splashing flow
- Flow limiting flow straighteners can be easily retro fitted in tap spout (dependent on tap/mixer model)



Pink	1 litres per minute	806 37
Olive	2 litres per minute	806 38
Brown	3 litres per minute	806 39

Grey	4 litres per minute	806 40
Yellow	5 litres per minute	806 41
Black	6 litres per minute	806 42

Storage solutions



Half carousel



Magic corner unit



Le Mans corner unit



Larder pull-out

Accessories

Hob splashbacks

770mm height x 595mm width
Order codes: 1610 54

750mm height x 900mm width
Order codes: 1610 55



Stainless Steel



Chalk White



Mushroom




Fjord



Ebony



Dark Grey



Light Grey



Plum



Blue



Green



Metallic Brass



Metallic Copper

Aluminum splashbacks

Create a modern and contemporary look to your kitchen, with this unique wall panel solution. Available in a variety of vibrant and earthy colours, this wipe clean, grout free surface, protects the wall against everyday splashes and spills, whilst maintaining a high-end professional look.

545mm height x 3050mm width
Order code: 231 1012



Latte

Silver Brushed



Warm Grey

Petrol Blue




Grey Mocha

Bluebird



Space Silver

Blueberry



Ice White

Ocean Wave

3050mm
Edge profile

Order codes:
Silver 211 1007
Anthracite 211 1011

610mm External
corner profile

Order codes:
Silver 211 1008
Anthracite 211 1012

610mm Internal
corner profile

Order codes:
Silver 211 1009
Anthracite 211 1013

450mm Joining profile

Order code: 211 1010
Installation Kit
Order code: 211 1014




TileSaver

3000mm length
Order codes: 1610 29 (2 pack)
1610 30 (40mm only)




New barrel lock

Order codes: 2005 16 (lock and key)
2005 26 (master key only)
2005 60 (installation key)



Magnetic lock

Order code: 2005 59



Stainless steel plinth

Order code: 2103 67



90° corner for stainless steel plinth

Order code: 2103 71



End caps for stainless steel plinth

Order code: 2005 57 (pack of 2)



15/18mm plinth sealer strip

3m, clear
Order codes: 1610 35 (15mm)
1610 53 (18mm)



15mm clear plastic plinth corner

Order code: 1610 41



15mm plinth connector

In white or oak finish
Order codes: 906 96 (White)
906 97 (Oak)



Worktop joint strip

Order codes:
1610 12 (30mm aluminium PF 6mm radius)
1610 14 (30mm aluminium butt joint strip 6mm radius)
1610 13 (40mm x 670mm DPF 6mm radius)
1610 15 (40mm aluminium butt joint strip 6mm radius)
237 1010 (40mm x 670mm DPF 3mm radius)
237 1011 (40mm aluminium butt joint strip 3mm radius)



Aluminium worktop end cap

Order codes:
1610 10 (30mm x 640mm 6mm radius)
1610 11 (40mm x 650mm 6mm radius)
237 1009 (40mm x 650mm 3mm radius)

Accessories



Plastic cutlery tray

Metabox, in various sizes
Order codes: 2103 78 (300mm width)
2102 60 (400mm width)
2102 59 (500mm width)
2102 58 (600mm width)



Plastic cutlery tray

Tandem Intivo, in various sizes
Order codes: 2106 50 (300mm width)
2101 87 (400mm width)
2101 88 (500mm width)
2101 89 (600mm width)
2101 90 (800mm width)
2101 91 (1000mm width)



Wooden cutlery tray

Tandem Intivo, in adjustable width
Order codes: 2103 45 (400/500/600mm width)
2103 46 (800/1000mm width)



Worktop hot rods

Set of 6
Order code: 1610 34



Breakfast bar support leg

Cylindrical chrome leg, 870mm height
Adjustable by +25mm
Order code: 2102 89



Pop up powerdock

Order code: 2103 04



18mm plastic unit liner

Order codes:
2104 33 (for 500 base unit)
2104 34 (for 600 base unit)
2104 35 (for 800 base unit)
2104 36 (for 900 base unit)
2104 37 (for 1000 base unit)
2104 38 (for 1200 base unit)

Waste Disposal

No matter what your recycling needs are, our range of waste bins have been carefully selected to ensure they are of the highest quality, and will help you recycle efficiently and with style. Our range offers a fantastic solution for maintaining a clean and tidy kitchen.



12 litre waste bin

Order code: 4000 21



35 litre under sink pull out bin

1 x 18 & 2 x 8.5 Litres
Minimum 400mm base unit with 90° hinges
Order code: 236 1000



30 litre pull out bin

3 x 10 Litres
Minimum 300mm base unit
with 90° hinges
Order code: 2102 27



40 litre pull out bin

1 x 20 & 2 x 10 Litres
Minimum 400mm base unit
with 90° hinges
Order code: 2102 18



68 litre pull out bin

1 x 34 & 2 x 17 Litres
Minimum 600mm base unit
Order code: 2104 07 (without 90° hinge)
2104 08 (with 90° hinge)

Appliances

Finish your kitchen in style. Moores Affinity range brings you a selection of appliances from some of the biggest names on the market.



To ensure that we can offer a beginning-to-end solution, Moores supply a full range of appliances. This allows us to offer a comprehensive range of built-in and freestanding appliances covering a variety of specifications and price points.

A group of brands renowned for high performance, innovative products with features that deliver real benefit, all designed to satisfy emerging needs and expectations.

A small selection of appliances we supply...



Technical
information

M1 cabinet specification



Our M1 kitchen is constructed using 15mm coreboard meeting the rigorous demands of BS EN 312 Type P2. Added to that, this cabinet also has the prestigious FIRA Gold Award, as a further recognition of quality. Manufactured in the UK, our kitchen ranges meet BS 6222: Part 2: 2009 Level H and hold the prestigious FIRA Gold Award, a testament to our products' structural integrity and performance.

Clip on hinges

- Clip on hinges are fitted to all kitchens with this cabinet type
- Upgrade available to 180° hinges
- All corner units fitted with 90° hinges
- All hinges are metal sprung and adjust in three directions

Shelving

- Adjustable shelving height
- Double base and wall unit shelves are supported in 6 positions to help prevent deflection under heavy loads
- Melamine lipping on all edges

HDF back panel

- HDF panel integral to M1 unit construction creating extra rigidity
- Nailed to the back of the unit
- Voids are as follows:
Base units = 65.5mm
Wall units = 16.5mm
Tall units (500 deep) = 10.5mm
Tall units (600 deep) = 65.5mm

Hanging brackets are an optional feature on wall units


Muntins and front rails

- Muntins manufactured from foil wrapped MDF (width 30mm, depth 60mm)
- Muntins on wall units manufactured from MFC or MDF. (width 55mm, depth 22mm)
- Front rails on base units finished in same colour as carcass ends

Plinths

- Plinths are removable for access to adjustable feet, pipework, panel locating brackets, cleaning and maintenance
- Plinths are continuous in 2700mm lengths

A colour co-ordinated cabinet



Metabox drawer

- Unique design featuring white epoxy-coated metal sides and steel back to significantly improve strength and longevity
- Metal runners with double nylon rollers
- Soft close option is available as an upgrade

Door and drawer fronts

- Easily detached and replaced
- Locks can be fitted to all doors 600mm wide or smaller for storage of hazardous substance
- Soft close option available as upgrade

M1 cabinet

- Manufactured from high density, fine surface 15mm coreboard to BS EN 312 TYPE P2
- Hardwearing 80g/m² melamine finish as standard
- All exposed edges melamine lipped to prevent cracking and water penetration

Base unit legs

- All base and tall units supplied with adjustable legs
- 4 legs for single base units
- 5 legs for double units
- 170mm maximum leg height
- 135mm minimum leg height

M1 cabinet & handle selector

M1 – 15mm Cabinet Colours						
Frontage	White	Natural Oak	Walnut	Cool White	Haze	Country Oak
Albury Driftwood	■	■		■	■	■
Albury Modern Oak	■	■		■	■	■
Alto Gloss White	■	■	■	■	■	■
Alto Matt Cool White		■		■	■	■
Alto Matt Onyx		■		■	■	■
Bremont Brown Sawcut	■			■	■	
Bremont Silver Oak	■			■	■	
Eaton Breeze	■	■	■	■	■	■
Eaton Ivory	■	■	■	■	■	■
Eaton Warm Grey	■	■	■	■	■	■
Elise White	■	■	■	■	■	■
Hampton Ivory	■	■	■	■	■	■
Jazz Cool White	■	■	■	■		■
Jazz Country Oak				■		■
Jazz Haze			■	■	■	■
Jazz Natural Oak	■	■		■	■	
Jazz Walnut	■		■	■	■	
Linton Haze				■	■	■
Linton Country Oak				■	■	■
Linton Natural Oak	■	■		■	■	
Linton White	■	■	■	■	■	■
Minoco Haze		■		■	■	■
Minoco Ivory	■	■	■	■	■	■
Minoco Warm Grey	■	■	■	■	■	■
Minoco White	■	■	■	■	■	■
Portland Breeze	■	■	■	■	■	■
Portland Mussel	■	■	■	■	■	■
Portland White	■		■	■	■	■
Porto Breeze	■	■	■	■	■	■
Porto Cool White	■	■	■	■	■	■
Porto Country Oak				■	■	■
Porto Dust		■		■	■	■
Porto Haze		■		■	■	■
Porto Light Teal		■		■	■	■
Porto Natural Oak	■	■		■	■	
Porto Onyx		■		■	■	■
Porto Walnut	■		■	■	■	
Porto Warm Grey	■	■	■	■	■	■
Valente Cream	■	■	■	■		■
Valente Haze				■	■	■
Valente Country Oak				■	■	■
Valente Natural Oak		■		■	■	■
Vita Breeze	■	■	■	■	■	■
Vita Cool White	■	■		■	■	■
Vita Country Oak	■			■	■	■
Vita Dust		■		■	■	■
Vita Haze		■		■	■	■
Vita Light Teal		■		■	■	■
Vita Natural Oak	■	■		■	■	
Vita Onyx		■		■	■	■
Vita Walnut	■		■	■	■	
Vita Warm Grey	■	■	■	■	■	■

Key to handle drill centres and orientation											
Handle Options		128mm vertical	160mm horizontal	160mm vertical	224mm vertical						
Horizontal	Vertical	■ F1G	■ EH4	■ F2A	■ F1J	■ F2C	■ E79	■ F2K	■ F89	■ F1D	
	Vertical	■ F1V	■ F1W	■ F96	■ F2B						
Horizontal	Vertical	■ F1G	■ EH4	■ F2A	■ F1J						
	Vertical	■ E79	■ F2K	■ F89	■ F1D	■ F1F					
Horizontal	Vertical	■ F1G	■ EH4	■ F2A	■ F1J	■ F2G	■ F2H	■ F2I	■ F2T	■ F2U	
	Vertical	■ E79	■ F2K	■ F89	■ F1D	■ F2L	■ F2M	■ F2N	■ F2V	■ F2W	■ F1F
Vertical		■ E94	■ E64	■ E78							
Horizontal	Vertical	■ F1G	■ EH4	■ F2A	■ F1J	■ F2C	■ E79	■ F2K	■ F89	■ F1D	
	Vertical	■ F1V	■ F1W	■ F96	■ F2B						
Vertical		■ E94	■ E64	■ E78							
Vertical		■ F1V	■ F1W	■ F96	■ F2B	■ F2C					
Vertical		■ F1V	■ F1W	■ F96	■ F2B	■ F2C	■ E79	■ F89			
Horizontal	Vertical	■ F1G	■ EH4	■ F2A	■ F1J						
	Vertical	■ E79	■ F2K	■ F89	■ F1D	■ F1F					
Vertical		■ E94	■ E64	■ E78							
Horizontal	Vertical	■ F1G	■ EH4	■ F2A	■ F1J						
	Vertical	■ F1V	■ F1W	■ F96	■ F2B	■ F2C	■ E79	■ F2K	■ F89	■ F1D	
Vertical		■ F1V	■ F1W	■ F96	■ F2B	■ F2C	■ E79	■ F89	■ F1D		
Vertical		■ F1V	■ F1W	■ F96	■ F2B	■ F2C					

M3 cabinet specification



Our M3 kitchen is constructed using 18mm coreboard meeting the rigorous demands of BS EN 312 Type P2. Added to that, this cabinet also has the prestigious FIRA Gold Award as a further recognition of quality. Manufactured in the UK, our kitchen ranges meet the newly introduced BS 6222: Part 2: 2009 Level H and hold the prestigious FIRA Gold Award, a testament to our products' structural integrity and performance.

Clip on hinges

- Clip on hinges are fitted to all kitchens with this cabinet type
- Upgrade available to 180° hinges
- All corner units fitted with 90° hinges
- All hinges are metal sprung and adjust in three directions

Shelving

- Adjustable shelving height
- Double base and wall unit shelves are supported in 6 positions to help prevent deflection under heavy loads
- Melamine lipping on all edges

HDF back panel

- HDF panel integral to M9 unit construction creating extra rigidity
- Nailed to the back of the unit
- Voids are as follows:
 - Base units = 65.5mm
 - Wall units = 16.5mm
 - Tall units (500 deep) = 10.5mm
 - Tall units (600 deep) = 65.5mm

Hanging brackets are an optional feature on wall units


Muntins and front rails

- Muntins manufactured from foil wrapped MDF (width 30mm, depth 60mm)
- Muntins on wall units manufactured from MFC or MDF (width 55mm, depth 22mm)
- Front rails on base units finished in same colour as carcass ends

Plinths

- Plinths are removable for access to adjustable feet, pipework, panel locating brackets, cleaning and maintenance
- Plinths are continuous in 2700mm lengths

A colour co-ordinated cabinet



Door and drawer fronts

- Easily detached and replaced
- Locks can be fitted to all doors 600mm wide or smaller for storage of hazardous substance
- Soft close option available as upgrade

M3 cabinet

- Manufactured from high density, fine surface 18mm coreboard to BS EN 312 TYPE P2
- Hardwearing 80g/m² melamine finish as standard
- All exposed edges melamine lipped to prevent cracking and water penetration

Base unit legs

- All base and tall units supplied with adjustable legs
- 4 legs for single base units
- 5 legs for double units
- 170mm maximum leg height
- 135mm minimum leg height

Metabox drawer

- Unique design featuring white epoxy-coated metal sides and steel back to significantly improve strength and longevity
- Metal runners with double nylon rollers
- Soft close option is available as an upgrade

M3 cabinet & handle selector

M3 – 18mm Cabinet Colours							
Frontage	Cool White	Smooth Ivory	Warm Grey	Modern Oak	Country Oak	Haze	
Albury Driftwood	■	■	■	■		■	
Albury Modern Oak	■		■	■		■	
Alto Gloss White	■	■	■	■	■	■	
Alto Matt Cool White	■	■	■	■	■	■	
Alto Matt Onyx	■	■	■	■	■	■	
Bremont Brown Sawcut	■	■	■			■	
Bremont Silver Oak	■	■	■	■		■	
Eaton Breeze	■	■	■	■	■	■	
Eaton Ivory	■	■	■	■	■	■	
Eaton Warm Grey	■				■	■	
Hampton Ivory	■	■	■	■	■	■	
Linton Country Oak	■	■	■		■	■	
Linton Haze			■	■	■	■	
Minoco Haze	■	■	■	■	■	■	
Minoco Ivory	■	■	■	■	■	■	
Minoco Warm Grey	■	■	■	■	■	■	
Minoco White	■	■	■	■	■	■	
Portland Breeze	■	■	■	■	■	■	
Portland Mussel	■	■	■	■	■	■	
Portland White	■	■		■	■	■	
Porto Breeze	■	■	■	■	■	■	
Porto Cool White	■	■		■	■	■	
Porto Country Oak	■	■	■		■	■	
Porto Dust	■	■	■	■	■	■	
Porto Haze	■	■	■	■	■	■	
Porto Modern Oak	■	■	■	■		■	
Porto Light Teal	■	■	■	■	■	■	
Porto Onyx	■	■		■	■	■	
Porto Warm Grey	■	■	■	■	■	■	
Valente Country Oak	■	■	■		■	■	
Valente Cream		■	■	■	■	■	
Valente Haze			■	■	■	■	
Vita Breeze	■	■	■		■	■	
Vita Cool White	■	■	■		■	■	
Vita Country Oak	■	■	■		■	■	
Vita Dust	■	■	■		■	■	
Vita Haze	■	■	■		■	■	
Vita Light Teal	■	■	■		■	■	
Vita Modern Oak	■	■	■	■		■	
Vita Onyx	■	■	■		■	■	
Vita Warm Grey	■	■	■		■	■	

Handle Options									
	128mm vertical	160mm horizontal	160mm vertical	224mm vertical					
Horizontal	■ F1G	■ EH4	■ F2A	■ F1J					
Vertical	■ F1V	■ F1W	■ F96	■ F2B	■ F2C	■ E79	■ F2K	■ F89	■ F1D
Horizontal	■ F1G	■ EH4	■ F2A	■ F1J					
Vertical	■ E79	■ F2K	■ F89	■ F1D	■ F1F				
Horizontal	■ F1G	■ EH4	■ F2A	■ F1J	■ F2G	■ F2H	■ F2I	■ F2T	■ F2U
Vertical	■ E79	■ F2K	■ F89	■ F1D	■ F2L	■ F2M	■ F2N	■ F2V	■ F2W
Vertical		■ E94	■ E64	■ E78					
Vertical		■ E94	■ E64	■ E78					
Vertical		■ F1V	■ F1W	■ F96	■ F2B	■ F2C	■ E79	■ F89	
Horizontal	■ F1G	■ EH4	■ F2A	■ F1J					
Vertical	■ E79	■ F2K	■ F89	■ F1D	■ F1F				
Vertical		■ E94	■ E64	■ E78					
Horizontal	■ F1G	■ EH4	■ F2A	■ F1J					
Vertical	■ F1V	■ F1W	■ F96	■ F2B	■ F2C	■ E79	■ F2K	■ F89	■ F1D
Vertical		■ F1V	■ F1W	■ F96	■ F2B	■ F2C	■ E79	■ F89	■ F1D
Vertical		■ F1V	■ F1W	■ F96	■ F2B	■ F2C	■ F2R	■ F2S	

Sustainability

As a business that's been successful for over 70 years, we have strong values when it comes to sustainability.

One area we are very passionate about is protecting the environment - both our own and the bigger picture. To this end, we're constantly pushing the boundaries to ensure that, as part of our corporate social responsibility, we aim to make every home a Moores home - sustainably.

Sustainability credentials

Moores road to environmental improvement started over 30 years ago with the installation of the first of our two wood bio-mass boilers, where production waste is used as fuel for the boilers to heat the factory.

The subsequent environmental benefits gained were huge, reducing the reliance of thousands of litres of fossil fuels (gas-oil), removing thousands of tonnes of waste from landfill and all of their associated transport implications.

Moores are extremely proud to have been awarded 'Gold' status within the Supply Chain Sustainability School. The school is a collaboration between clients, contractors and 1st tier suppliers who have a mutual interest in building the skills of their supply chain. This award recognises the hard work Moores have undertaken along the 'sustainability' journey meeting the exact 'Gold' criteria developed by the school.

We have been accredited since June 2006 FSC® Chain of Custody certification. The Forest Stewardship Council® is an international organisation that promotes the responsible management of the world's forest. Having FSC certification means that our customers have the confidence that our products have been responsibly managed from the forest right through to their homes. The FSC logo has become a symbol of trust and integrity and the majority of our products are now FSC certified.

Moores have been accredited to BS EN ISO 14001:2004 since June 2005. This system has set the standard for environmental management across the globe and it ensures that we at Moores are all working to the same high standards.

Moores have challenging environmental objectives and targets, which are monitored and measured on an ongoing basis. We have undertaken considerable work implementing improvements:

- reduce our energy and water consumption;

- to eliminate waste to landfill, where in 2011 we achieved our long term target of zero production waste to landfill, achieved several years ahead of our waste strategy target;
- we segregate and recycle numerous waste streams and have implemented numerous initiatives to reduce our fuel usage.

We have been proud members of Club Green for over 20 years. Club Green annually audits our company, checking that we have robust environmental management systems in place.

Moores are members of FISP (the Furniture Industry Sustainability Programme). As members of the FISP steering committee, we have played an important part in developing this scheme which focuses on minimising our consumption of materials and natural resources.

Product development & design

We have developed product that comply to the BREEAM Code for Sustainable Homes.

Our New Product Development process aims to propose materials that are innovative and sustainable. New products are designed taking quality and product lifespan into account as well as water and energy saving features.

In addition, our New Product Development team investigate and monitor materials, technologies and trends for new solutions in sustainable design.

Procurement

Our products are made in the UK and the majority of our key suppliers are based within a 100 mile radius of our plant in Wetherby, West Yorkshire.

Achilles accreditation

We are very proud to retain our Achilles accreditation. Achilles identifies, qualifies, evaluates and monitors suppliers so buyers for the world's largest corporations can develop long-term, mutually-beneficial relationships with reliable, qualified suppliers across the globe.

Transport

To improve the efficiency of our fleet we 'backhaul' from a number of suppliers where we pick up products on return journeys to the Wetherby site. Not only does this reduce the number of wagons returning empty to Wetherby but it also saves on fuel usage by reducing the number of supplier deliveries to Moores.

- And, in order to help to reduce emissions, Moores have replaced several of their company cars with more environmentally friendly hybrid versions.

We have been recognised for our hard work and have had the honour of receiving several awards.

Our plan for the future is to continue setting environmental standards and developing our sustainability strategy so that we can continue to really make a difference for our future.

We recently gained the ROPSA order of Distinction for outstanding performance in health and safety at work for over 15 years.

Recycling

Moores utilise the 'waste hierarchy', with emphasis placed on: Reduce, Re-use, Recycle / Recovery (e.g. biomass).

We aim to reduce waste, and hence carbon reduction, throughout our operations, an example of this;

We are members of the Wastepack Compliance Scheme. Wastepack operates registered and approved compliance schemes covering the packaging waste regulations and the waste electrical and electronic equipment regulations. Wastepack is approved to ISO 9001 and ISO 14001 standards.

Corporate social responsibility

Our Corporate Social Responsibility Programme is enormously important to us. We are always striving for different ways to work with our stakeholders as well as the community. We work with a number of charities and not-for-profit organisations and partner with our customers to develop CSR initiatives.

Health & safety

Moores have received a Certificate of Registration For Occupational Health & Safety Management System - OHSAS 18001:2007. Controlling OH&S risks consistent with Moores OH&S policy and objectives meeting increasingly stringent legislation.



...it's what we've been doing since 1947

As one of the UK's leading manufacturers and installers of finest quality kitchen and bathroom furniture, our reputation is based on craftsmanship and design excellence. Together, they allow us to create collections renowned for their inherent style, practicality and reliability.

Based in the UK

Our factory in Wetherby, West Yorkshire spans more than 30 acres. Moores is committed to providing customers with the best possible value in terms of quality, service, delivery, product design and performance.

Professional service

We provide a wide variety of products and services. Should you require any information please contact your local New Business Manager or alternatively call us on 01937 842394.

Explore more of our collections



Definitive
by moores





moores
for every home

Moores Group

Thorp Arch Estate
Wetherby, West Yorkshire
LS23 7DD

T: 01937 842 394
F: 01937 845 396

www.moores.co.uk



facebook.com/MooresFurniture



pinterest.com/mooresfurniture



twitter.com/mooresgroup



youtube.com/user/MooresFurniture



EMS 85729



PM 81710



ONS 820175



Ref 241 No 16 November 2020

As no two trees are identical, please note that natural timber doors may vary in colour texture and grain pattern. Conditions in the home such as sunlight, cleaning chemicals, polishes and smoke can affect the colour of wood over time. Kitchen furniture is made up of a combination of different materials and whilst Moores do their utmost to minimise these shades variations, we are not able to guarantee totally matching colours. Commercial constraints preclude the hand selection of every component. With effect from the issue date shown until replaced by a new edition. E&OE. The colours and finishes reproduced in this catalogue may vary from the actual colours due to the limitations of the printing process.

In the interest of continuous product improvement Moores reserve the right to alter specification as necessary.